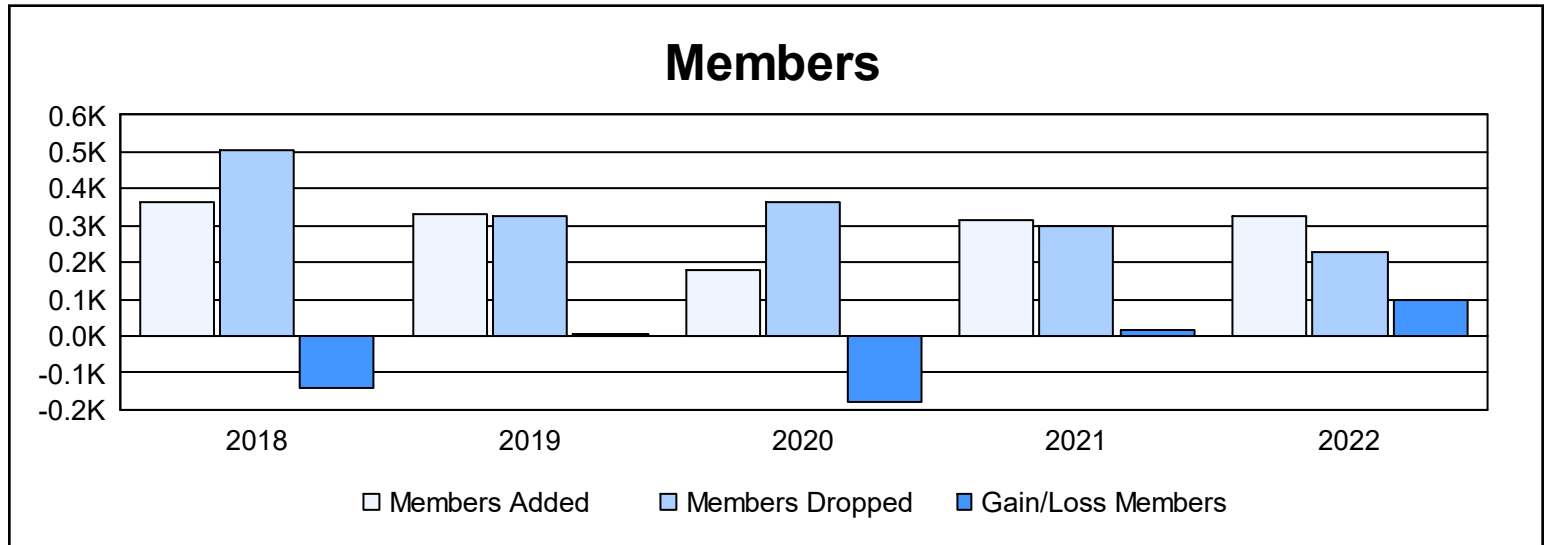
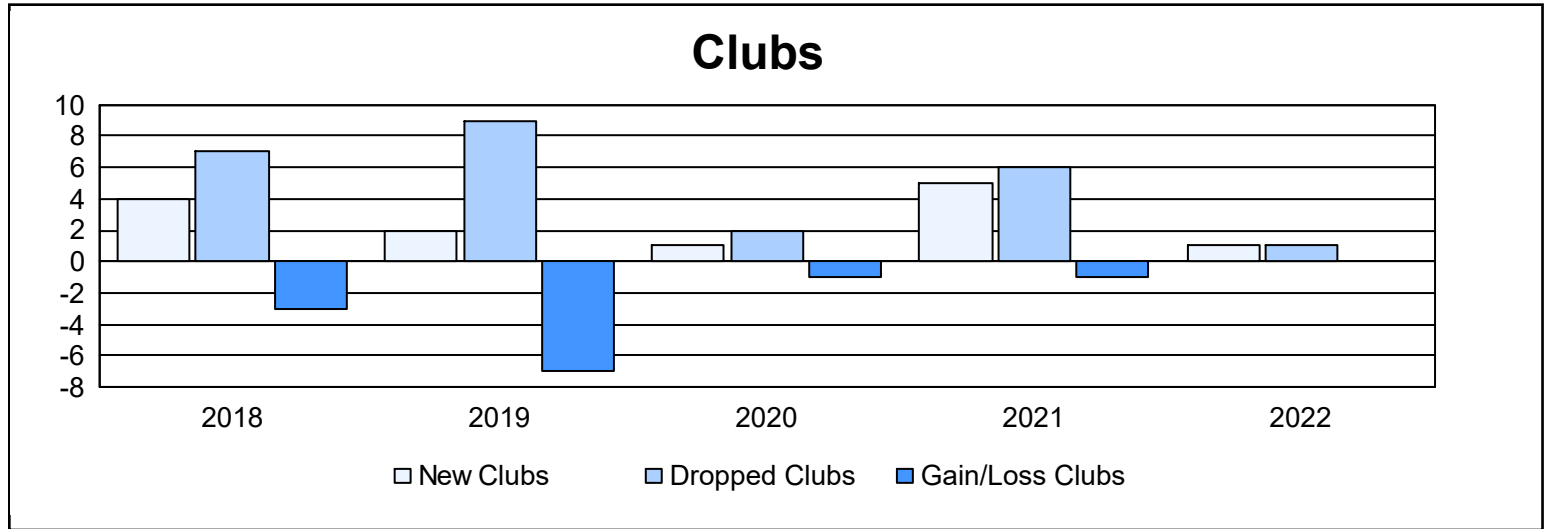
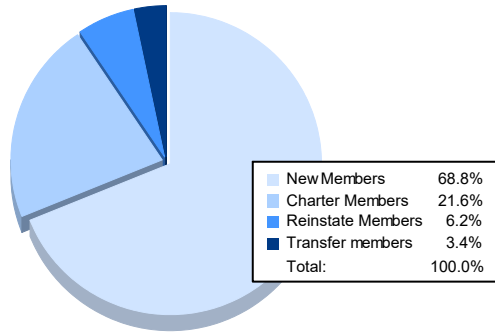


| Year           | New Clubs | Dropped Clubs | Gain/ Loss Clubs | New Members | Charter Members | Reinstate Members | Transfer Members | Total Member Added | Total Members Dropped | Gain/ Loss Members |
|----------------|-----------|---------------|------------------|-------------|-----------------|-------------------|------------------|--------------------|-----------------------|--------------------|
| 2017-2018      | 4         | 7             | -3               | 208         | 129             | 18                | 10               | 365                | 507                   | -142               |
| 2018-2019      | 2         | 9             | -7               | 230         | 76              | 12                | 11               | 329                | 324                   | 5                  |
| 2019-2020      | 1         | 2             | -1               | 140         | 26              | 7                 | 8                | 181                | 362                   | -181               |
| 2020-2021      | 5         | 6             | -1               | 156         | 145             | 7                 | 6                | 314                | 296                   | 18                 |
| 2021-2022      | 1         | 1             | 0                | 223         | 70              | 20                | 11               | 324                | 227                   | 97                 |
| <b>Average</b> | <b>3</b>  | <b>5</b>      | <b>-2</b>        | <b>191</b>  | <b>89</b>       | <b>13</b>         | <b>9</b>         | <b>303</b>         | <b>343</b>            | <b>-41</b>         |



### Membership Composition June 2022 Cumulative



### Gender Composition June 2022 Cumulative

